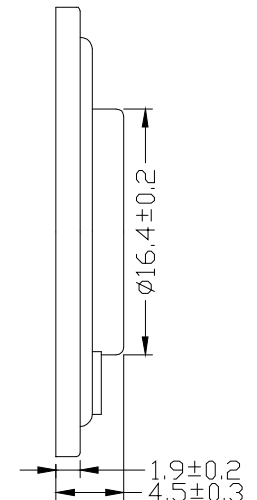
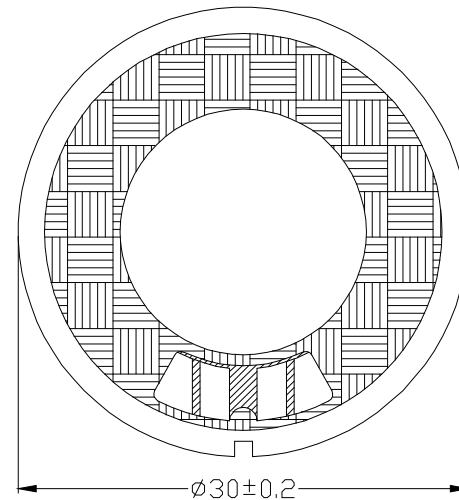
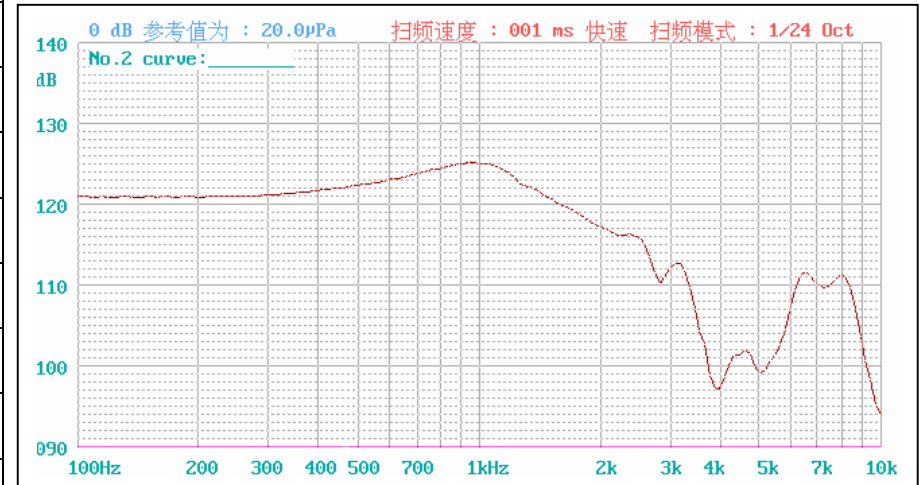


Receiver Specification

Our Part No		30M03C-19WF32-4K13	
Size	Diameter 30mm	Total Height	4.5mm
No.	Item	Specification	Testing Condition
1.	Rated Imp	32ohm \pm 15%	At 1 kHz 1.0V
2.	D.C Impedance	29.7ohm \pm 10%	At 20°C
3.	Output S.P.L.	125 \pm 3dB	At 1mW IEC318 1KHz
4.	Input Power	Rated Power: 20mW	Max Power: 30mW
5.	Frequency Range	100----5KHz	Output S.P.L. -10dB
6.	Operation	Must Be Normal	Program Source 20mW
7.	Buzzes & Rattles	Must Be Normal	Sin Wave 0.8V
8.	Load Testing	After Test Meet 6&7	20mW 96hours White Noise
9.	Distortion	5% Max	Input Rated Power at 1000Hz
10.	Heat Testing	After Test 7&8&9	+60°C \pm 3°C 48hours
11.	Cold Testing	After Test 7&8&9	-25°C \pm 3°C 48hours
12.	Humidity Testing	After Test 7&8&9	40°C \pm 2°C 90~95% R.H. 48hours
13.	Insulation Resistance	1M Ω	Dc100v FRA. And TER.
14.	Magnet Size	\varnothing 12.5 \times 1.5	N35
15.	Net Weight	5.4 g/PC	
16.	Polarity	When a positive D.C voltage is applied to the terminal marked + or red, the diaphragm should move to the front.	



POWER SOUND ELECTRONICS LTD. - Acoustic Components Manufacturer

Tel: +86-755-8423 5076,8423 5093,8423 5316 Fax: +86-755-8423 5085 E-mail: psound@szonline.net

<http://www.chnpowersound.com>